



Location: CMA5b - Pedestrian Plaza

Report on 24-hour TSP monitoring for EP-376/2009

Action Level - 209.9 µg/m³

Limit Level - 260 µg/m³

Date	Sampling Time	Weather Condition	Filter paper no.	Filter Weight, g		Elapse Time, hr		Sampling Time, hr	Flow Rate, m ³ /min			Total Volume, m ³	TSP Level, µg/m ³
				Initial	Final	Initial	Final		Initial, Q _{si}	Final, Q _{sf}	Average		
27-May-17	8:00	Cloudy	20546	2.5951	2.7433	8458.80	8482.80	24.00	0.82	0.82	0.82	1177	125.9
2-Jun-17	8:00	Cloudy	20516	2.5006	2.5918	8485.80	8509.80	24.00	0.84	0.84	0.84	1207	75.6
8-Jun-17	8:00	Cloudy	20538	2.5624	2.6433	8512.80	8536.80	24.00	0.75	0.75	0.75	1078	75.0
15-Jun-17	12:00	Cloudy	20852	2.8850	2.9457	8553.15	8577.15	24.00	0.81	0.81	0.81	1167	52.0
20-Jun-17	8:00	Cloudy	20549	2.5659	2.6180	8577.20	8601.20	24.00	0.86	0.86	0.86	1243	41.9
28-Jun-17	18:30	Fine	21123	2.8482	2.8746	8615.73	8639.73	24.00	0.86	0.86	0.86	1239	21.3

Remarks: Due to interruption of electricity, the 24hr TSP was rescheduled from 14 and 26 June 2017 to 15 and 28 June 2017 respectively.

Report on 1-hour TSP monitoring for EP-376/2009

Action Level - 339.7 µg/m³

Limit Level - 500 µg/m³

Date	Sampling Time	Weather Condition	Filter paper no.	Filter Weight, g		Elapse Time, hr		Sampling Time, hr	Flow Rate, m ³ /min			Total Volume, m ³	TSP Level, µg/m ³
				Initial	Final	Initial	Final		Initial, Q _{si}	Final, Q _{sf}	Average		
29-May-17	8:40	Fine	20591	2.5621	2.5687	8482.80	8483.80	1.00	0.82	0.82	0.82	49	134.7
29-May-17	10:05	Fine	20504	2.5126	2.5199	8483.80	8484.80	1.00	0.75	0.75	0.75	45	161.3
29-May-17	13:00	Fine	20518	2.4973	2.5124	8484.80	8485.80	1.00	0.82	0.82	0.82	49	308.3
3-Jun-17	8:45	Fine	20677	2.6530	2.7529	8509.80	8510.80	1.00	0.81	0.81	0.81	48	2064.7
3-Jun-17	10:15	Fine	20682	2.6398	2.6460	8510.80	8511.80	1.00	0.81	0.81	0.81	48	128.1
3-Jun-17	13:00	Fine	20688	2.6904	2.6966	8511.80	8512.80	1.00	0.81	0.81	0.81	48	128.1
9-Jun-17	8:20	Cloudy	20773	2.5756	2.5810	8536.80	8537.80	1.00	0.75	0.75	0.75	45	120.2
9-Jun-17	10:15	Cloudy	20819	2.5558	2.5604	8537.80	8538.80	1.00	0.75	0.75	0.75	45	102.4
9-Jun-17	13:00	Cloudy	20803	2.5629	2.5688	8538.80	8539.80	1.00	0.75	0.75	0.75	45	131.4
15-Jun-17	8:15	Cloudy	20793	2.5563	2.5591	8550.15	8551.15	1.00	0.75	0.75	0.75	45	62.2
15-Jun-17	9:45	Cloudy	20890	2.8520	2.8559	8551.15	8552.15	1.00	0.75	0.75	0.75	45	86.7
15-Jun-17	10:48	Cloudy	20893	2.8669	2.8691	8552.15	8553.15	1.00	0.75	0.75	0.75	45	48.9
21-Jun-17	9:30	Cloudy	20964	2.8673	2.8759	8601.20	8602.20	1.00	0.86	0.86	0.86	52	166.1
21-Jun-17	11:00	Cloudy	20926	2.8796	2.8846	8602.20	8603.20	1.00	0.86	0.86	0.86	52	96.6
21-Jun-17	14:25	Cloudy	20952	2.8686	2.8710	8603.20	8604.20	1.00	0.86	0.86	0.86	52	46.4
27-Jun-17	15:04	Cloudy	21126	2.8360	2.8371	8612.73	8613.73	1.00	0.86	0.86	0.86	52	21.3
27-Jun-17	16:06	Cloudy	21125	2.8370	2.8386	8613.73	8614.73	1.00	0.86	0.86	0.86	52	31.0
27-Jun-17	17:09	Cloudy	21124	2.8448	2.8458	8614.73	8615.73	1.00	0.86	0.86	0.86	52	19.4



Location: CMA6a - WDII PRE Office

Report on 24-hour TSP monitoring for EP-376/2009

Action Level - 207.1 µg/m³
Limit Level - 260 µg/m³

Date	Sampling Time	Weather Condition	Filter paper no.	Filter Weight, g		Elapse Time, hr		Sampling Time, hr	Flow Rate, m ³ /min			Total Volume, m ³	TSP Level, µg/m ³
				Initial	Final	Initial	Final		Initial, Q _{si}	Final, Q _{sf}	Average		
27-May-17	8:00	Cloudy	20548	2.5742	2.6796	2145.37	2169.37	24.00	0.91	0.91	0.91	1306	80.7
2-Jun-17	8:00	Cloudy	20515	2.4938	2.5767	2172.37	2196.37	24.00	0.90	0.89	0.90	1290	64.3
8-Jun-17	8:00	Cloudy	20522	2.5500	2.6048	2199.37	2223.37	24.00	0.90	0.90	0.90	1295	42.3
14-Jun-17	8:00	Cloudy	20815	2.5612	2.6462	2226.41	2250.41	24.00	0.90	0.90	0.90	1298	65.5
22-Jun-17	13:30	Cloudy	20533	2.6009	2.6445	2335.10	2359.10	24.00	1.13	1.13	1.13	1625	26.8
26-Jun-17	8:00	Cloudy	20863	2.8529	2.8823	2359.10	2383.10	24.00	1.01	1.01	1.01	1457	20.2

Remarks: Due to interruption of electricity, the 24hr TSP was rescheduled from 20 June 2017 to 22 June 2017.

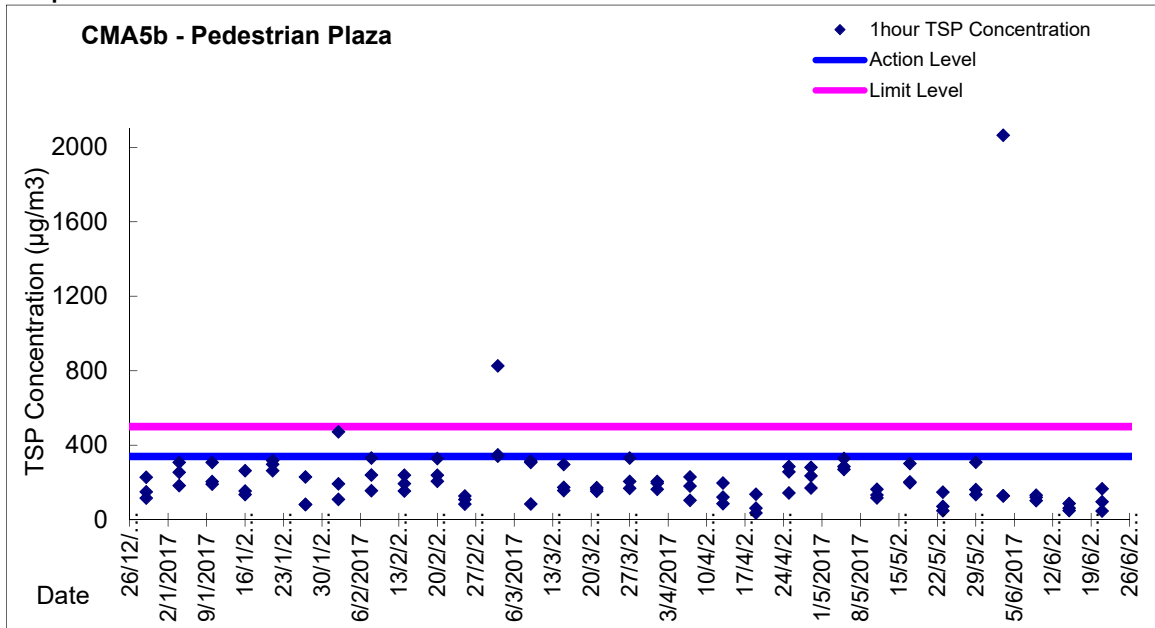
Report on 1-hour TSP monitoring for EP-376/2009

Action Level - 333 µg/m³
Limit Level - 500 µg/m³

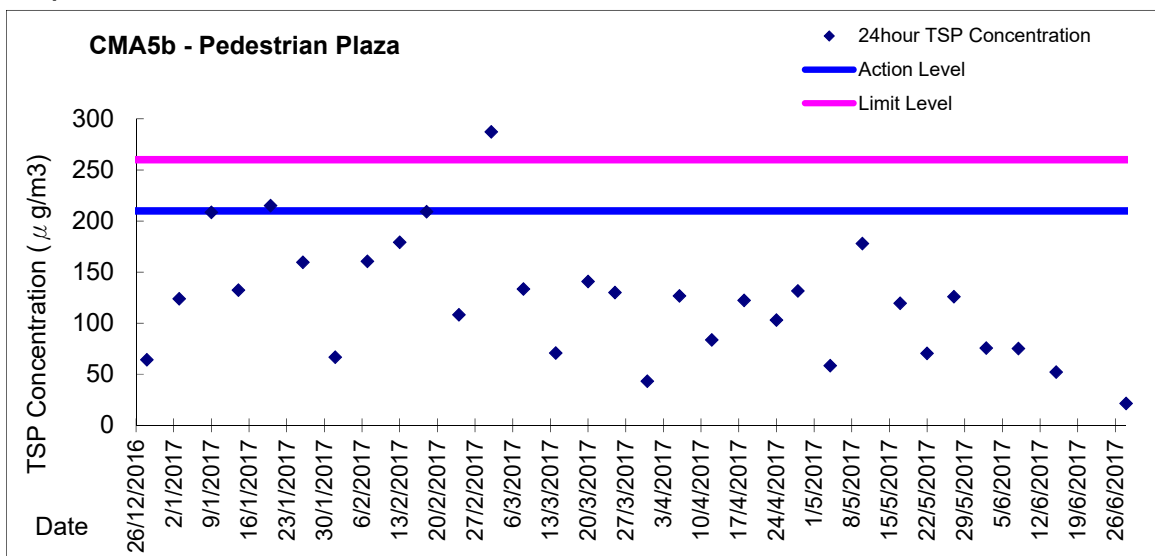
Date	Sampling Time	Weather Condition	Filter paper no.	Filter Weight, g		Elapse Time, hr		Sampling Time, hr	Flow Rate, m ³ /min			Total Volume, m ³	TSP Level, µg/m ³
				Initial	Final	Initial	Final		Initial, Q _{si}	Final, Q _{sf}	Average		
29-May-17	8:20	Fine	20520	2.4911	2.4957	2169.37	2170.37	1.00	0.91	0.91	0.91	54	84.6
29-May-17	9:54	Fine	20503	2.4748	2.4789	2170.37	2171.37	1.00	0.91	0.91	0.91	54	75.4
29-May-17	14:20	Fine	20540	2.5945	2.6008	2171.37	2172.37	1.00	0.78	0.78	0.78	47	135.4
3-Jun-17	8:15	Fine	20679	2.6505	2.6540	2196.37	2197.37	1.00	0.77	0.77	0.77	46	76.2
3-Jun-17	10:00	Fine	20721	2.5929	2.5961	2197.37	2198.37	1.00	0.89	0.89	0.89	54	59.6
3-Jun-17	13:00	Fine	20689	2.6524	2.6544	2198.37	2199.37	1.00	0.77	0.77	0.77	46	43.6
9-Jun-17	8:02	Cloudy	20821	2.8526	2.8541	2223.41	2224.41	1.00	0.90	0.90	0.90	54	27.8
9-Jun-17	10:00	Cloudy	20776	2.5674	2.5711	2224.41	2225.41	1.00	0.90	0.90	0.90	54	68.6
9-Jun-17	13:00	Cloudy	20713	2.6239	2.6270	2225.41	2226.41	1.00	0.90	0.90	0.90	54	57.5
15-Jun-17	8:05	Cloudy	20791	2.5730	2.5765	2250.41	2251.41	1.00	0.90	0.90	0.90	54	64.8
15-Jun-17	9:30	Cloudy	20899	2.8199	2.8223	2251.41	2252.41	1.00	0.90	0.90	0.90	54	44.4
15-Jun-17	10:45	Cloudy	20892	2.8630	2.8652	2252.41	2253.41	1.00	0.90	0.90	0.90	54	40.7
21-Jun-17	9:00	Cloudy	20963	2.8518	2.8543	2332.10	2333.10	1.00	1.13	1.13	1.13	68	36.9
21-Jun-17	11:00	Cloudy	20957	2.8319	2.8357	2333.10	2334.10	1.00	1.13	1.13	1.13	68	56.0
21-Jun-17	13:00	Cloudy	20417	2.8437	2.8456	2334.10	2335.10	1.00	1.13	1.13	1.13	68	28.0
27-Jun-17	8:15	Cloudy	20951	2.8259	2.8274	2383.10	2384.10	1.00	1.07	1.07	1.07	64	23.4
27-Jun-17	10:05	Cloudy	21022	2.9065	2.9092	2384.10	2385.10	1.00	1.13	1.13	1.13	68	39.9
27-Jun-17	13:00	Cloudy	20944	2.8360	2.8385	2385.10	2386.10	1.00	1.13	1.13	1.13	68	37.0



Graphic Presentation of 1 hour TSP Result for EP-376/2009

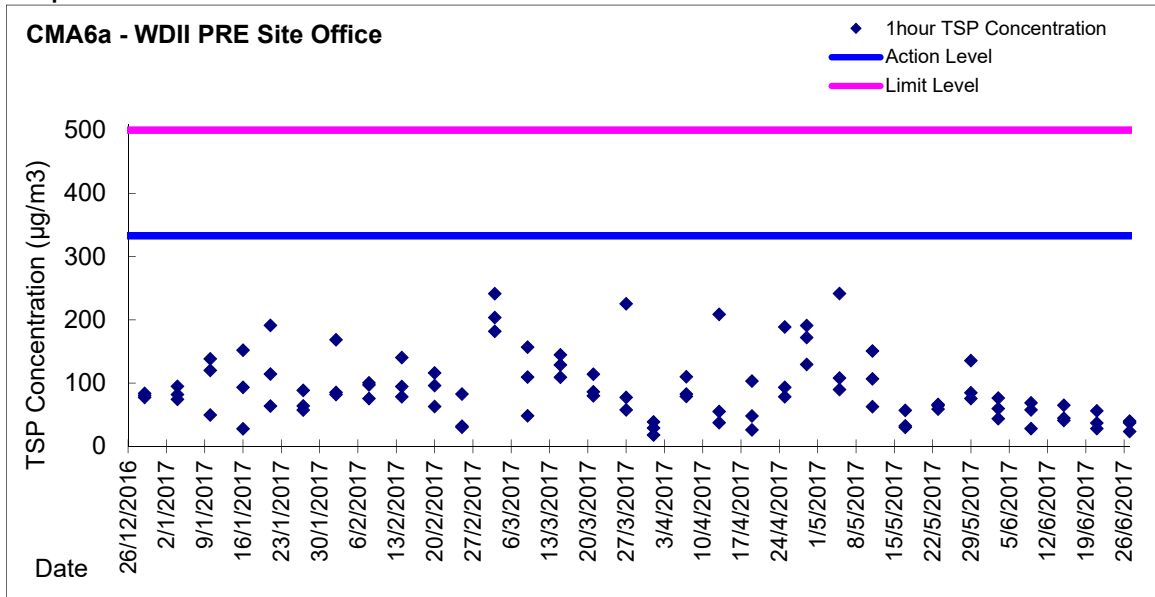


Graphic Presentation of 24 hour TSP Result for EP-376/2009





Graphic Presentation of 1 hour TSP Result for EP-376/2009



Graphic Presentation of 24 hour TSP Result for EP-376/2009

